

ÉV@LANG

TEST DE  
POSITIONNEMENT





**À quoi ressemblent les questions  
du test Ev@lang Collège?**



Ev@lang Collège se compose de 3 épreuves:

- Compréhension orale (listening)
- Compréhension écrite (reading)
- Grammaire et lexique (grammar and vocabulary)

## **Test composé de questions à choix multiples avec :**

- 1 support (audio / écrit)
- 1 question en anglais par support (pour la compréhension écrite et orale)
- 4 choix de réponse en anglais
- 1 seule bonne réponse possible

# Question de compréhension orale

## Exemple 1

La consigne est en anglais, elle est écrite. Ce sera toujours la même consigne : « *Click on the audio button and listen. Then choose the correct answer* ».

Voilà ce que vous pouvez voir à l'écran pour une question de compréhension orale.


The screenshot shows a web interface for a listening test. At the top, there is a yellow header with the logo 'EV@LANG' and the text 'Listening. Part 1'. Below this is a black navigation bar with 'Question : 3 / 4', a progress indicator, a timer '0 : 03 : 31', and the copyright notice '© Onlineformapro'. The main content area has a light gray background and contains the instruction 'Click on the audio button and listen. Then choose the correct answer.' in italics. Below the instruction is a list of four multiple-choice options, each consisting of an unchecked checkbox and a play button icon. At the bottom of the interface is a green 'Submit' button with a right-pointing arrow. A large white arrow on the right side of the interface points to the right. Several blue callout boxes with white text provide instructions and notes: one points to the instruction text, another points to the play button icons, and two others provide general instructions about clicking the options and the time limit.


EV@LANG Listening. Part 1


Question : 3 / 4 / 0 : 03 : 31 © Onlineformapro


*Click on the audio button and listen. Then choose the correct answer.*









Submit 


Vous devez cliquer sur chacun des 4 choix de réponse pour écouter les propositions.

Cochez ensuite **une seule** réponse et cliquez sur « Submit ».

La question et les choix de réponse sont enregistrés. Ils ne sont pas écrits. Vous pouvez les écouter plusieurs fois en cliquant sur le symbole audio, mais attention le temps tourne et est limité.

# Question de compréhension orale




## Exemple 1




Ici, vous pouvez cliquer sur les symboles haut-parleur pour écouter la question et les 4 choix de réponse. **Attention** : lors du vrai test, il faut cliquer sur les symboles 




**EV@LANG** *Listening. Part 1*




Question : 3 / 4 / 0 : 03 : 31 © Onlineformapro


*Click on the audio button and listen. Then choose the correct answer.*



  


  


  

**Submit** 





# Question de compréhension orale

## Exemple 2

La consigne est en anglais, elle est écrite. Il s'agit toujours de la même consigne.

Voilà ce que vous pouvez voir à l'écran pour une question de compréhension orale.

The screenshot shows a web interface for a listening test. At the top, there is a yellow header with the logo 'EV@LANG' and the text 'Listening. Part 1'. Below the header, a black bar contains the text 'Question : 3 / 4', a progress indicator, a timer '0 : 03 : 31', and the copyright notice '© Onlineformapro'. The main content area is light gray and contains the instruction 'Click on the audio button and listen. Then choose the correct answer.' followed by the question 'What does Mrs. Smith have to do?'. There are four multiple-choice options, each with an unchecked checkbox: 'Ring Mr Peterson back.', 'Leave the hospital today.', 'Cancel her appointment.', and 'Go to a different doctor.'. At the bottom of the question area is a green 'Submit' button with a right-pointing arrow. On the right side of the interface, there is a play/pause audio button and a large white arrow pointing right. Three blue callout boxes with arrows pointing to specific elements provide instructions: one points to the instruction text, another points to the question and options, and a third points to the audio button.

EV@LANG Listening. Part 1

Question : 3 / 4 0 : 03 : 31 © Onlineformapro

Click on the audio button and listen. Then choose the correct answer.

What does Mrs. Smith have to do?

- Ring Mr Peterson back.
- Leave the hospital today.
- Cancel her appointment.
- Go to a different doctor.

Submit ➤

Ici, la question et les 4 choix de réponse sont écrits. Ils ne sont pas enregistrés. Vous devez les lire attentivement.

Cochez ensuite une seule réponse et cliquez sur « Submit ».

Vous écoutez un support audio. Il peut s'agir d'un dialogue ou d'une situation de la vie quotidienne. Vous pouvez l'écouter plusieurs fois mais attention le temps tourne et est limité.

# Question de compréhension orale

## Exemple 2

Cliquez sur le symbole haut-parleur pour écouter l'enregistrement.

**Attention** : lors du vrai test, il faut cliquer sur le symbole 


**EV@LANG** *Listening. Part 1*



Question : 3 / 4 / 0 : 03 : 31 © Onlineformapro

*Click on the audio button and listen. Then choose the correct answer.*

*What does Mrs. Smith have to do?*

- Ring Mr Peterson back.
- Leave the hospital today.
- Cancel her appointment.
- Go to a different doctor.

**Submit** 






# Question de compréhension orale

## Exemple 3

Cliquez sur le symbole haut-parleur pour écouter l'enregistrement.

**Attention** : lors du vrai test, il faut cliquer sur le symbole 

EV@LANG

Listening. Part 3

Question : 1 / 3



0 : 01 : 20

© Onlineformapro

Click on the audio button and listen. Then choose the correct answer.

What do we learn about Aileen?

- She gets on well with her sister.
- She wants to have her own home.
- She started a band with her friends.
- She works for a recording studio.



Submit 

# Question de compréhension écrite

## Exemple 1

Vous lisez la question : elle porte sur le document écrit.

Voilà ce que vous voyez à l'écran pour une question de compréhension écrite.

The screenshot shows an online exam interface. At the top, there is a header with the logo 'EV@LANG' and the text 'Reading. Part 2'. Below the header, there is a progress bar showing 'Question : 1 / 4', a timer '0 : 01 : 53', and the copyright notice '© Onlineformapro'. The main content area contains a question: 'What is Ryan writing about?'. Below the question is a text box titled 'New message' containing the following text: 'Hi Haley. Rome and Milan are great! I love these places: I enjoy sitting in cafés and speaking Italian. I'll come home next week. Love, Ryan'. To the right of the text box are four radio button options: 'His friend.', 'His city.', 'His travels.', and 'His classes.'. Below the options is a green 'Submit' button with a right-pointing arrow. A magnifying glass icon is located at the bottom right of the text box. There are three blue callout boxes with arrows pointing to specific elements: one pointing to the question, one pointing to the magnifying glass icon, and one pointing to the radio button options.

EV@LANG Reading. Part 2

Question : 1 / 4 / 0 : 01 : 53 © Onlineformapro

What is Ryan writing about?

**New message**

Hi Haley.  
Rome and Milan are great!  
I love these places: I enjoy sitting in cafés and speaking Italian.  
I'll come home next week.  
Love, Ryan

His friend.

His city.

His travels.

His classes.

Submit ➔

En cliquant ici, vous pouvez agrandir le texte.

Pour répondre à la question, vous devez lire attentivement le document et les 4 choix de réponse.

Cochez ensuite une seule réponse et cliquez sur « Submit ».

# Question de compréhension écrite

## Exemple 1



What is Ryan writing about?

**New message**

Hi Haley.  
Rome and Milan are great!  
I love these places: I enjoy  
sitting in cafés and speaking  
Italian.  
I'll come home next week.  
Love, Ryan

- His friend.
- His city.
- His travels.
- His classes.



Submit ➔

# Question de compréhension écrite

## Exemple 1

evolang QuestionMaker

score : 0 / 3 | © Onlineformapro

What is Ryan writing about?

**New message**

Hi Haley.  
Rome and Milan are great!  
I love these places: I enjoy sitting in cafés and speaking Italian.  
I'll come home next week.  
Love, Ryan

# Question de compréhension écrite

## Exemple 2



Why is this woman in New York?

I <3 NY



I am a big New York fan. My mom and dad live here, so I come once or twice a year. I enjoy the cool weather, the parks and the variety of restaurants. I would love to live here!



- To work as a tour guide.
- To visit family members.
- To look for an apartment.
- To shop with her friends.

Submit >



# Question de compréhension écrite

## Exemple 2

ev@lang QuestionMaker

Why is this woman in New York

score : 0 / 3 © Onlineformapro

**I <3 NY**



I am a big New York fan. My mom and dad live here, so I come once or twice a year. I enjoy the cool weather, the parks and the variety of restaurants. I would love to live here!

# Question de compréhension écrite

## Exemple 3



What is the purpose of this application?

**D**igital technology has changed our lives, but we spend hours on our smartphones, and this can be a problem. However, making small changes in our habits can have benefits. To improve your digital health, you first need to understand more about your personal technology use. Our application provides a daily view of how frequently you check your phone and use different applications. This information allows you to make healthy decisions about how much to use digital technology.

- To encourage you to eat healthier food.
- To lock personal gadgets during work.
- To help manage your technology time.
- To solve common computer problems.

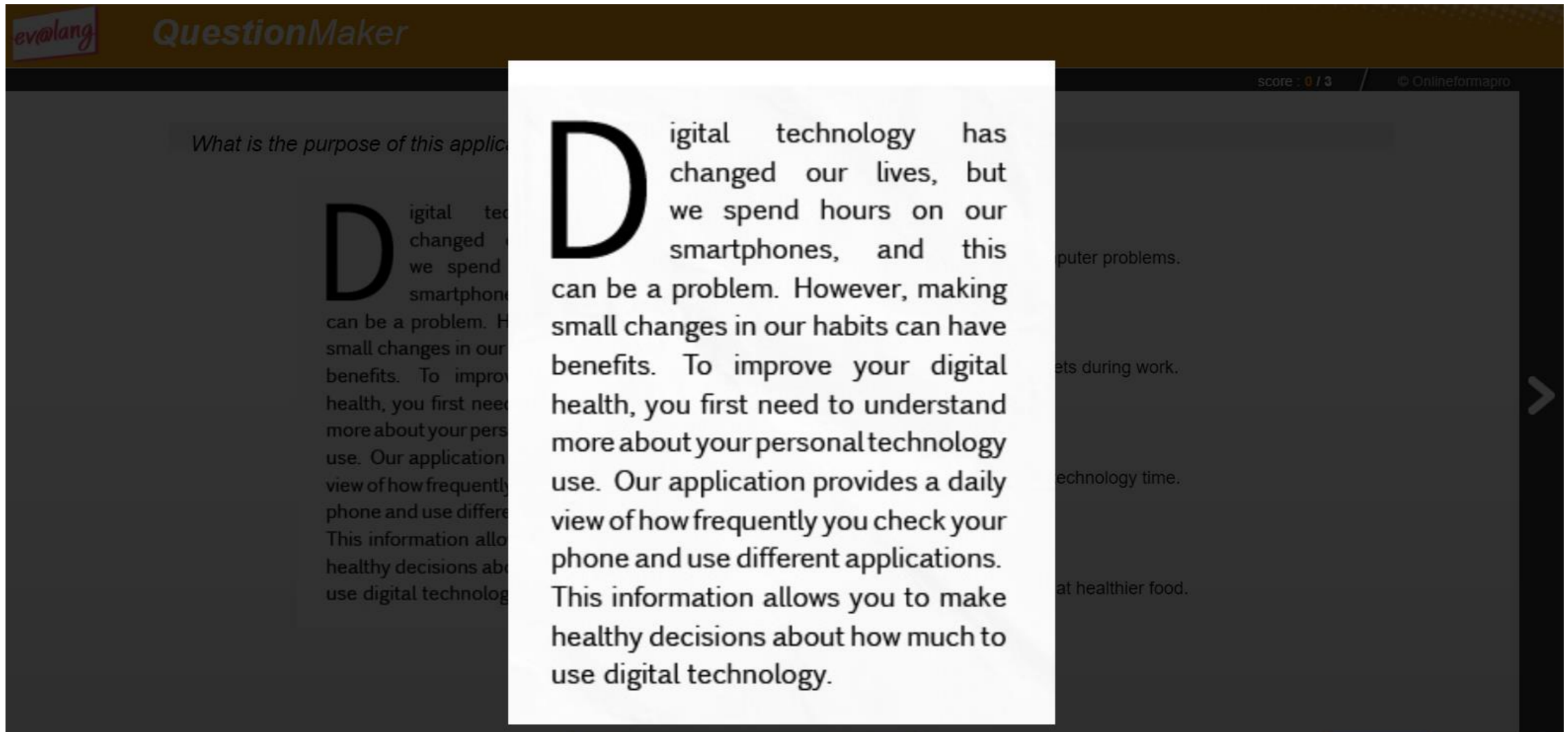


Submit 



# Question de compréhension écrite

## Exemple 3



The image shows a screenshot of a 'QuestionMaker' interface. At the top left, there is a logo 'ev@lang' and the text 'QuestionMaker'. In the top right corner, it says 'score : 0 / 3' and '© Onlineformapro'. The main content area has a dark background with a white text box in the center. The text in the white box is a reading passage about digital technology. To the left of the white box, there is a question: 'What is the purpose of this applic...'. Below the question, there is a large letter 'D' followed by the start of the reading passage. To the right of the white box, there are several lines of text, some of which are partially obscured by the white box. A right-pointing arrow is visible on the far right side of the interface.

ev@lang QuestionMaker

score : 0 / 3 © Onlineformapro

What is the purpose of this applic...

**D**igital technology has changed our lives, but we spend hours on our smartphones, and this can be a problem. However, making small changes in our habits can have benefits. To improve your digital health, you first need to understand more about your personal technology use. Our application provides a daily view of how frequently you check your phone and use different applications. This information allows you to make healthy decisions about how much to use digital technology.

puter problems.

ets during work.

technology time.

at healthier food.



# Question de Grammaire et Lexique

## Exemple 1

Voilà ce que vous voyez à l'écran pour une question de grammaire et lexique.

**EV@LANG** Grammar and Vocabulary. Part 2

Question : 1 / 4 / 0 : 01 : 36 © Onlineformapro

Complete the sentence with the correct word or words.

Emily, I'm  dinner! What time will you get home?

- drinking
- cleaning
- sitting
- cooking

Submit ➔

La consigne est en anglais. Elle est toujours la même.

Pour répondre à la question, vous devez lire attentivement la phrase et les 4 choix de réponse.

Sélectionnez ensuite une seule réponse et cliquez sur « Submit ».

# Question de Grammaire et Lexique

## Exemple 2

EV@LANG

Grammar and Vocabulary. Part 3

Question : 1 / 6



0 : 02 : 48

© Onlineformapro

Complete the sentence with the correct word or words.

I need to buy a birthday present for Nathalie. What do you think about a  She likes jewellery.

notebook?  
bracelet?  
perfume?  
jumper?

Submit



# Question de Grammaire et Lexique

## Exemple 3

EV@LANG

Grammar and Vocabulary. Part 3

Question : 1 / 6



0 : 02 : 48

© Onlineformapro

Complete the sentence with the correct word or words.

Hey Laura! Have you ever  in love on holiday?

fell  
fall  
fallen  
falling

Submit





**Bon courage à tous!**

